

DATE	MODIFICATION	SIGN	ISSUE
28/01/2022	First Issue	LH	P01

Load Specification

Overall Weight of the Configuration: 276 kg
 Remaining Net Pay Load Left Arm: 149 kg
 Remaining Net Pay Load Right Arm: Not Defined
 Max. pendant pay load, Left Arm: 220 kg
 Max. pendant pay load, Right Arm: 0 kg
 Vertical force as configured: 4161 N
 Remaining Diameter, Left Arm: 57 %

Project:

BRANDON MEDICAL DAY SURGERY UNIT ENDOSCOPIC PENDANT (HBN10-02)

Drawing Description:

P5 SERIES TANDEM MEDIBOOM DOUBLE PENDANT AND MONITOR CARRIER

Drawing Reference Number:

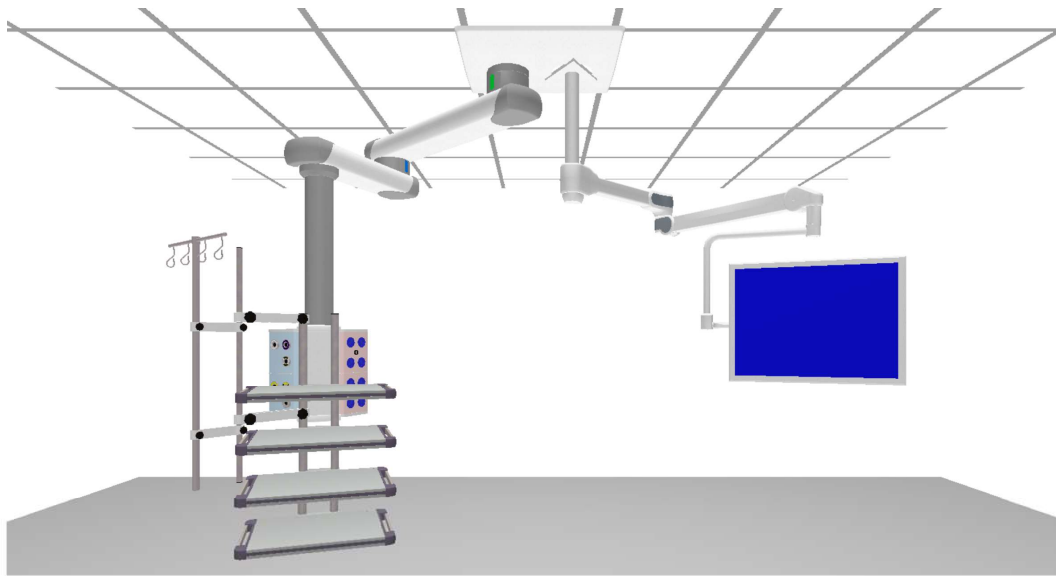
BMGP0003P1 - DAY SURGERY UNIT ENDOSCOPIC PENDANT (HBN10-02)

Creation Date:	Scale:	Sheet Size:
28/01/2022	Not to Scale	A4
Revision:	Designer:	CAD:
P01	BMCL	OPM

	ELMFIELD ROAD, MORLEY, LEEDS
	LS27 9EL, UNITED KINGDOM
	TELEPHONE: +44 (0)113 277 7393
	FAX: +44 (0)113 272 8844
	E-MAIL: enquiries@brandon-medical.com
BRILLIANT BY DESIGN	

Status of Drawings
 Sales drawings are intended to enable customers to understand the design methodology and assess proposals for competitive tenders. Sales and tender drawings shall not be used as an installation drawing unless specifically agreed in the contract.
Warning
 Do not scale. All drawings issued pre-contract are subject to change and approval. Project drawings will be issued under the control of Brandon Medical Co Ltd quality assurance systems.
Checking
 This drawing has been generated using a Computer Aided Design system. As the system generates a new drawing at each revision, only the latest edition will have been initialised as checked.

© This drawing is copyright and may not be reproduced, altered or used for any other purpose than the contract works for which it is issued without the written permission of Brandon Medical Co Ltd. Any drawings, design information, guidance or product selections provided by Brandon Medical Co Ltd are given without responsibility or liability other than for incorporating into an order for Brandon Medical Co Ltd to execute works. Drawings are provided for guidance only and do not constitute final design authority.



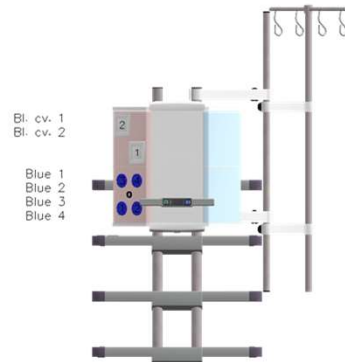
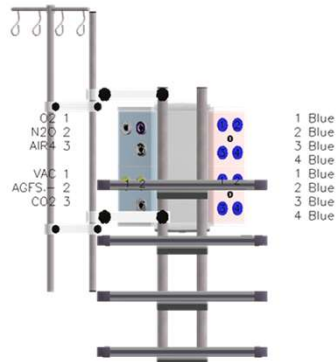
Side View Left

Side View Right



Front View

Rear View



Specification

Cavity Spacer Specification

1st Fix Assembly

- Cavity Spacer Kit ≤1000mm (to span void to 1200mm).
- 1st Fix Tandem Intermediate Ceiling Plate for structural fixing.
- 1st Fix Tandem Intermediate Ceiling Plate for mounting.
- 1st Fix Medical Gas and AGSS NISTs Bracket.
- 1st Fix Electrical Junction Box.

Left Side Specification

Lateral Movement Arms

1000mm/600mm lateral movement MediBoom E-Brake arms c/w Electro-magnetic Braking System.

Service Head

400mm M6 Service Head c/w rear mounted brake handle and the following services/accessories pre-installed and tested:

Power & Data

- 12 No. 230V 13A British Standard Sockets (Blue, 2 Circuits).
- 3 No. Equipotential Earth Points.
- 2 No. Single Gang Provisions.

Medical Gases (Medical Gas Outlets to BS Standard, Medaes GEM Shield)

- 1 No. Medical Oxygen (O2).
- 1 No. Nitrous Oxide (N2O).
- 1 No. Medical Air (MA4).
- 1 No. Vacuum (VAC).
- 1 No. Anaesthetic Gas Scavenging System.
- 1 No. Carbon Dioxide (CO2).

Accessories:

- 1 No. Multi-Function Rack (1000mm).
- 4 No. Shelves c/w MediRail.
- 1 No. Infusion Pole c/w Extension Arm (4 Hooks).

Right Side Specification

Multi-Movement Arms

750mm/920mm multi-movement VALiA S arms c/w Mechanical Braking System. Includes VarioView 32" Monitor Carrier.

DATE	MODIFICATION	SIGN	ISSUE
28/01/2022	First Issue	LH	P01

Project:

BRANDON MEDICAL DAY SURGERY UNIT ENDOSCOPIC PENDANT (HBN10-02)

Drawing Description:

PS SERIES TANDEM MEDIBOOM DOUBLE PENDANT AND MONITOR CARRIER

Drawing Reference Number:

BMGP0003P1 – DAY SURGERY UNIT ENDOSCOPIC PENDANT (HBN10-02)

Creation Date:	Scale:	Sheet Size:
28/01/2022	Not to Scale	A4
Revision:	Designer:	CAD:
P01	BMCL	OPM

	ELMFIELD ROAD, MORLEY, LEEDS
	LS27 6EL, UNITED KINGDOM
	TELEPHONE: +44 (0)113 277 7393
	FAX: +44 (0)113 272 8844
Do not scale. All drawings issued pre-contract are subject to change and approval. Project drawings will be issued under the control of Brandon Medical Co Ltd quality assurance systems. Checking This drawing has been generated using a Computer Aided Design system. As the system generates a new drawing at each revision, only the latest edition will have been initialised as checked.	E-MAIL: enquiries@brandon-medical.com
	WEB: www.brandon-medical.com

Status of Drawings
Sales drawings are intended to enable customers to understand the design methodology and assess proposals for competitive tenders. Sales and tender drawings shall not be used as an installation drawing unless specifically agreed in the contract.
Warning
Do not scale. All drawings issued pre-contract are subject to change and approval. Project drawings will be issued under the control of Brandon Medical Co Ltd quality assurance systems.
Checking
This drawing has been generated using a Computer Aided Design system. As the system generates a new drawing at each revision, only the latest edition will have been initialised as checked.

© This drawing is copyright and may not be reproduced, altered or used for any other purpose than the contract works for which it is issued without the written permission of Brandon Medical Co Ltd. Any drawings, design information, guidance or product selections provided by Brandon Medical Co Ltd are given without responsibility or liability other than for incorporating into an order for Brandon Medical Co Ltd to execute works. Drawings are provided for guidance only and do not constitute final design authority.