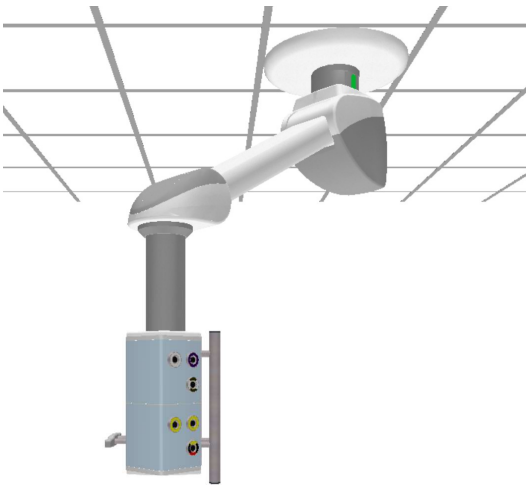
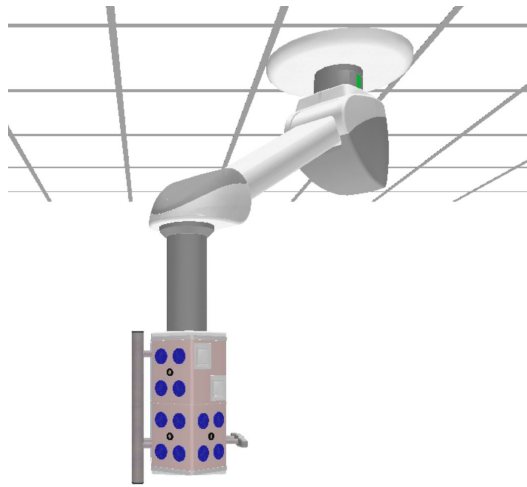


Side View Left




Side View Right



Front View

- O2 1
- N2O 2
- AIR4 3
- VAC 1
- VAC 2
- AGFS.- 3



- 1 Blue
- 2 Blue
- 3 Blue
- 4 Blue
- 1 Blue
- 2 Blue
- 3 Blue
- 4 Blue

- Bl. cv. 1
- Bl. cv. 2

- Blue 1
- Blue 2
- Blue 3
- Blue 4

Rear View



Specification

1st Fix Assembly

- o Cavity Spacer Kit ≤1000mm (to span void to 1200mm).
- o 1st Fix Solo Top Ceiling Plate for structural fixing.
- o 1st Fix Solo Intermediate Ceiling Plate for mounting.
- o 1st Fix Medical Gas and AGSS NISTS Bracket.
- o 1st Fix Electrical Junction Box.

Multi-Movement Arms

1000mm multi-movement MediLift E-Brake arm c/w Electro-magnetic Braking System.

Service Head

400mm M6 Service Head c/w rear mounted brake handle and the following services/accessories pre-installed and tested:

- **Power & Data**
 - o 12 No. 230V 13A British Standard Sockets (Blue, 2 Circuits).
 - o 3 No. Equipotential Earth Points.
 - o 2 No. Single Gang Provisions.
- **Medical Gases (Medical Gas Outlets to BS Standard, Medaes GEM Shield)**
 - o 1 No. Medical Oxygen (O2).
 - o 1 No. Nitrous Oxide (N2O).
 - o 1 No. Medical Air (MA4).
 - o 2 No. Vacuum (VAC).
 - o 1 No. Anaesthetic Gas Scavenging System.
- **Accessories:**
 - o 1 No. Multi-Function Rack (500mm).

DATE	MODIFICATION	SIGN	ISSUE
28/01/2022	First Issue	LH	P01

Project:
BRANDON MEDICAL OPERATING THEATRE ANAESTHETIC PENDANT (HBN26)

Drawing Description:
P4 SERIES SOLO MEDILIFT SINGLE PENDANT

Drawing Reference Number:
BMGP0002P1 - OPERATING THEATRE ANAESTHETIC PENDANT (HBN26)

Creation Date:	Scale:	Sheet Size:
28/01/2022	Not to Scale	A4

Revision:	Designer:	CAD:
P01	BMCL	OPM


 ELMFIELD ROAD, MORLEY, LEEDS
 LS27 0EL, UNITED KINGDOM
 TELEPHONE: +44 (0)113 277 7393
 FAX: +44 (0)113 272 8844
 E-MAIL: enquiries@brandon-medical.com
 WEB: www.brandon-medical.com
BRILLIANT BY DESIGN

Status of Drawings
Sales drawings are intended to enable customers to understand the design methodology and assess proposals for competitive tenders. Sales and tender drawings shall not be used as an installation drawing unless specifically agreed in the contract.
Warning
Do not scale. All drawings issued pre-contract are subject to change and approval. Project drawings will be issued under the control of Brandon Medical Co Ltd quality assurance systems.
Checking
This drawing has been generated using a Computer Aided Design system. As the system generates a new drawing at each revision, only the latest edition will have been initialised as checked.

© This drawing is copyright and may not be reproduced, altered or used for any other purpose than the contract works for which it is issued without the written permission of Brandon Medical Co Ltd. Any drawings, design information, guidance or product selections provided by Brandon Medical Co Ltd are given without responsibility or liability other than for incorporating into an order for Brandon Medical Co Ltd to execute works. Drawings are provided for guidance only and do not constitute final design authority.